

Fund objective

The fund is a standard money market fund with a variable intrinsic value and can invest, directly or indirectly, in money market instruments denominated in euros and with a weighted average remaining time to maturity of up to one year. The investment process seeks, in the first place, to protect the capital and to add value by pursuing an active policy regarding duration and selection of countries, industries and individual money market instruments. The fund complies with the requirements set out in the Money Market Fund Regulations ("Verordening Geldmarktfondsen"). The fund is not a guaranteed investment and does not charge external aid to guarantee the liquidity of the Fund.



Key facts

Fund launch	13 January 2012
Sector	Money Markets
Investor type	Institutional
Dividend	No
Structure	Open End
Listed	No
ISIN	NL0010055695
Fund base currency	EUR
Total Fund size	4,093,368,834
Price ¹	10.17
Participations	402,570,832
WAL	252 days
WAM	74 days
Yield	-0.23%

Costs²

Management fee	0.09 %
Service fee	0.03 %
OCF	0.11 %

The service fee is inversely scaled related to the fund size. The maximum applicable service fee is presented.

Risk facts

Duration	0.23
----------	------

Performance

Performance as per date 31-12-2019³

	1m	3m	Ytd	3y	5y	SI
Fund Gross return (%)	0.00	-0.06	-0.06	-0.20	-0.08	0.51
Fund Net return (%)	-0.01	-0.09	-0.15	-0.29	-0.17	0.42
Benchmark (%)	-0.03	-0.10	-0.36	-0.34	-0.26	0.19
Tracking error ex post (%)	-	-	-	0.09	0.09	0.40
Information ratio	-	-	-	0.53	0.95	0.57

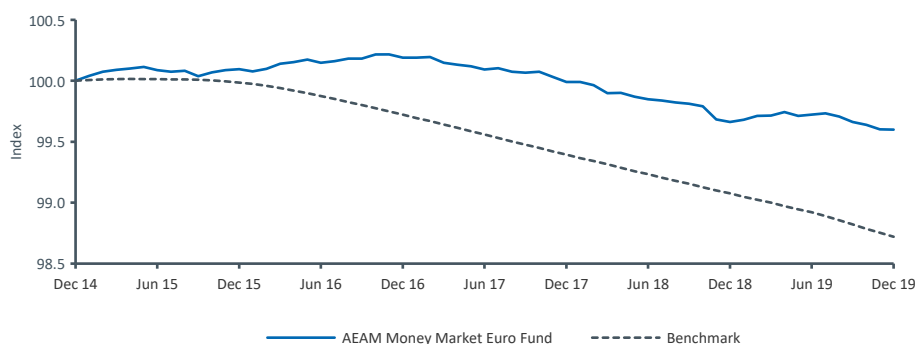
Discrete year performance

	Dec 19	Dec 18	Dec 17	Dec 16	Dec 15
Fund Gross return (%)	-0.06	-0.33	-0.20	0.09	0.10
Fund Net return (%)	-0.15	-0.42	-0.29	0.00	0.01
Benchmark (%)	-0.36	-0.32	-0.33	-0.26	-0.01
Tracking error ex post (%)	0.08	0.11	0.07	0.08	0.08
Information ratio	2.50	-0.86	0.55	3.32	0.24

Benchmark

3-month Euribor

Cumulative performance



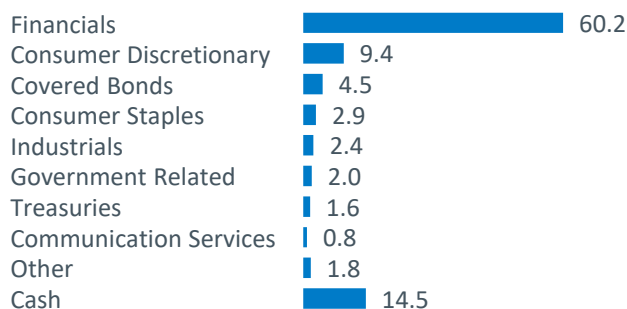
The cumulative performance is based on total return data excluding management, service and entry or exit fees.

¹ Look for information on the current price at www.aegonassetmanagement.com.

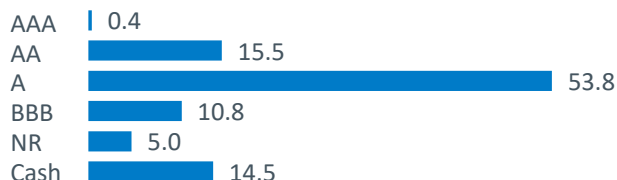
² Source: Aegon Asset Management. Ongoing charges based on actual expenses over the year 2018.

³ Annualized (for periods longer than one year).

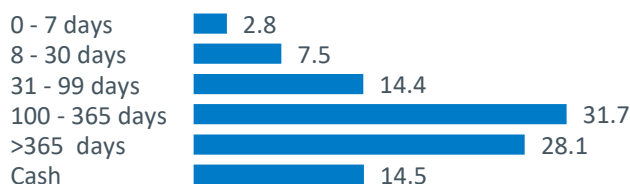
Sector allocation (%)



Rating allocation (%)



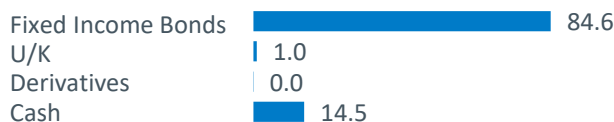
Interest rate exposure (%)



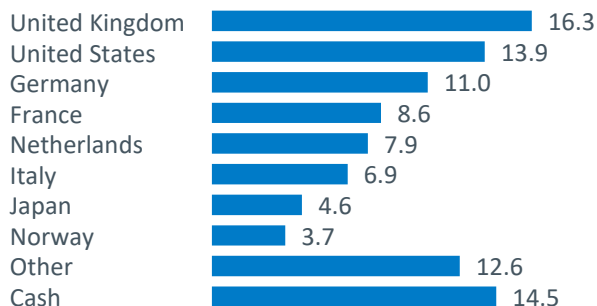
Top 10 holdings (%)

Instrument	Instrument type	Country of Issue	Maturity date	Counter party	%
Jp Morgan Chase Bank Na 0.347% 18/06/2021	Credits (Investment Grade)	United States	18 Jun 21	-	2.7
Siemens Financieringsmat 0.304% 17/12/2021	Credits (Investment Grade)	Netherlands	17 Dec 21	-	2.3
Nordea Bank Abp 4.500% 26/03/2020	Credits (Investment Grade)	Finland	26 Mar 20	-	2.3
Mizuho International Plc 0.365% 08/07/2021	Credits (Investment Grade)	United Kingdom	08 Jul 21	-	2.1
Wells Fargo & Company 0.216% 26/04/2021	Credits (Investment Grade)	United States	26 Apr 21	-	1.9
Toyota Motor Finance Bv 0.302% 30/09/2021	Credits (Investment Grade)	Netherlands	30 Sep 21	-	1.7
Toyota Motor Finance Bv 0.292% 25/11/2021	Credits (Investment Grade)	Netherlands	25 Nov 21	-	1.7
Lloyds Bk Corp Mkts Plc 0.221% 05/07/2021	Credits (Investment Grade)	United Kingdom	05 Jul 21	-	1.7
Santander Uk Plc 0.875% 25/11/2020	Credits (Investment Grade)	United Kingdom	25 Nov 20	-	1.5
Santander Uk Plc 2.625% 16/07/2020	Credits (Investment Grade)	United Kingdom	16 Jul 20	-	1.5

Asset allocation (%)



Country allocation (%)



Currency allocation (%)

	Pre hedge	Post hedge
EUR	100.0	100.0
Total	100.0	100.0

Disclaimer

This information is composed with great care by Aegon Investment Management B.V. (AIM BV). Although we always strive to ensure accuracy, completeness and correctness of the information, imperfections due to human errors or information systems may occur, as a result of which presented data and calculations may differ. Therefore, no rights may be derived from the provided data and calculations. The value of the Fund is (among others) subordinated to the developments on financial markets and, if applicable, other markets. Only professional investors within the meaning of the Dutch Financial Supervision Act ("Wft") can participate in this Fund. AIM BV is the management company of the fund and is registered as such with the Netherlands Authority for the Financial Markets. For more information see our website: www.aegon.nl.

This report is based on the so-called "look through" principle. In other words, by looking through the Investment funds insight is provided in the positions of the securities at the lowest level. Via Aegon you also may invest, directly or indirectly, in funds that are not administered by Aegon. We would point out that the funds that are not administered by Aegon, are not included in the look through reports. Therefore we are unable to deliver a complete "look through". Consequently, we may not be able to give you full insight in the risks of your investments based on these reports. Please revert to our website for a glossary and the prospectus.

The risk of the Money Market Fund is different from an investment in deposits, as the principal invested can fluctuate. The Money Market Fund does not rely on external support for guaranteeing the liquidity or stabilising the NAV per unit or share and the risk of loss of the principal is to be borne by the investor. The Money Market Fund is not a guaranteed investment. In principle, assets for this fund are valued mark-to-market. More information on the valuation of specific asset types can be found in the fund's prospectus.